

Behavioural Pharmacology

June 13-18, 2010

ESSWAP

2010

Student Evaluation

ESSWAP organized its fifth course Behavioural Pharmacology in Utrecht from June 13th until 18th, 2010. The course was held entirely in Utrecht for the first time, and, although most of the lectures remained the same as in the previous course, some additional elements were added during the lunch breaks. The course was attended by 7 students from Europe and Africa.

All students were asked to fill out an evaluation form and all forms were returned, though not all students answered all questions. Below is a summary of the answers to the different questions.

1. Did the course come up to the expectations you had on the basis of the information offered on the website? If not, please explain why.

All students answered this question with YES, whereby some students indicated that the course exceeded their expectations.

2. Is there any topic you would like to see added to the program?

Several students answered with no, although others suggested some additional topics, like pain (mentioned twice), long term potentiation and generally more methods and protocols.

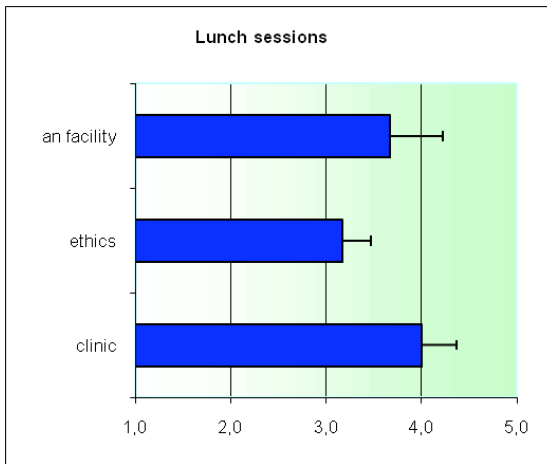
3. Is there any topic you would like to see deleted from the program?

Most students answered this question with NO, though several students suggested that the working lunches made the program very intense and they would prefer some fresh air during the lunch break.

4. How do you judge the individual lectures? (1=poor; 5=excellent)

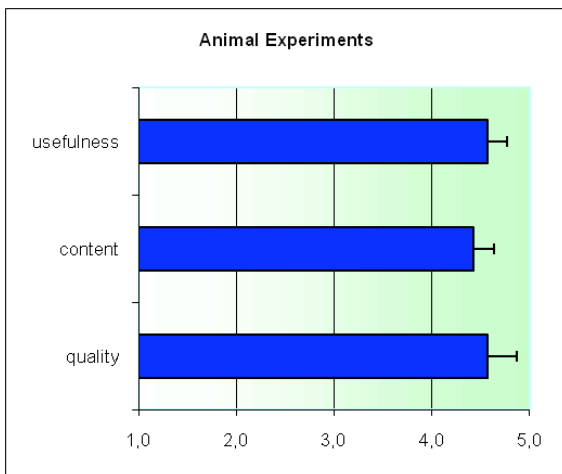
Most students were very pleased with all the speakers. Averaged over all the speakers, the score was 3.8 ± 0.3 .

5. How do you judge the lunch sessions (1=poor; 5=excellent)



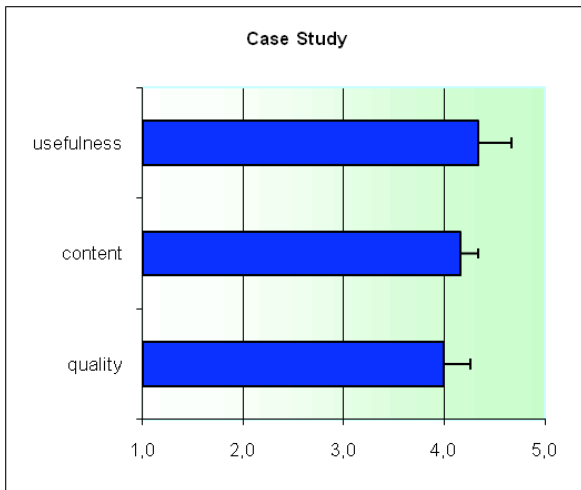
Although several students suggested to remove the lunch sessions to reduce the overall intensity of the course, the sessions themselves mostly received a positive feedback (see fig on the left).

6. How do you judge the animal experiments/workshop (1=poor; 5=excellent)



As can be seen in the figure on the left, the animal experiments were highly appreciated, with many students giving the maximum score of 5. Students were divided with respect to the question of whether more experiments should be included (4 yes, 3 no).

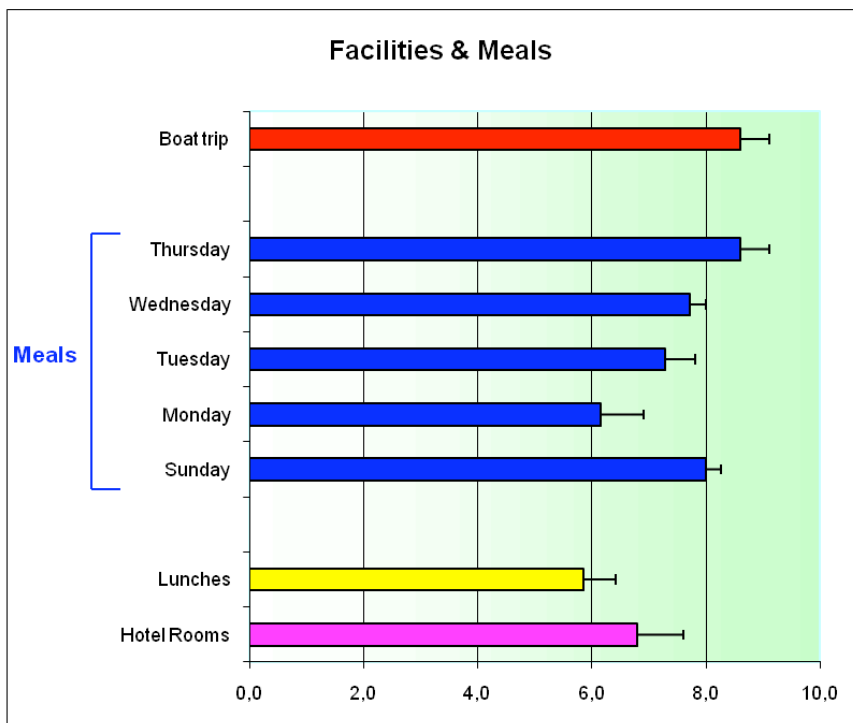
7. How do you judge the final case study (1=poor; 5=excellent)



The case study on the Irwin test was highly appreciated and very well judged, as is evident from the figure on the left.

9. How do you judge the organization of the course? (1=poor, 10=excellent)

The mean overall score for the organization was 8.9 ± 0.3 , which is a very high score. This is especially remarkable since the course was re-located from Oss in the previous 4 periods to Utrecht.



10. How would you judge the hotel? (1=poor, 10=excellent)

The mean overall score for the hotel was relatively low at **6.8 ± 0.8**, although the relatively high standard deviation indicates that there was quite some difference in the judgement of the hotel. Several students complained that there was no free internet connection available in the rooms.

9 - 11. How would you judge the lunches, dinner and the boat trip? (1=poor, 10=excellent)

As can be seen from the figure above, the meals were, on average, rated quite good, though there were clear differences with the restaurant on Monday scoring lower than the other days of the week. The lunches received a somewhat lower score, but the boat trip received a very high score of **8.6 ± 0.5**.

12. What is your judgement for the course as a whole? (1=poor, 10=excellent)

As in previous years, the mean overall score for the course was quite high **8.3 ± 0.2**, with all students scoring either an 8 or a 9. Overall this is an excellent result and indicates that the course was again successful and fulfilled its objectives.

Hamburg 12.10.2010

Bart Ellenbroek